




Room specifications and rates (commercial events)

	PALACE OF WESTMINSTER													PCH
	Members' Dining Room	Members' + Strangers' Dining Room (seated lunch / dinner only)	Strangers' Dining Room	Strangers' Dining Room + Pugin Room (seated lunch / dinner only)	Pugin Room	Churchill Room	Churchill Room + Terrace Pavilion (seated lunch / dinner only)	Terrace Pavilion	Thames Pavilion	Terrace Dining Room A	Terrace Dining Room A + Thames Pavilion (seated lunch / dinner only)	Terrace Dining Room B	Terrace Dining Room C	Attlee Suite, Portcullis House
VENUE SPECIFICATIONS														
AREA (m²)	181.1	-	90.8	-	57.9	127.9	-	161	61.9	71	-	46.6	22.5	243.5
LENGTH (m)	21.8	-	10.6	-	8.3	15.15	-	28.5	11.3	16.25	-	10.5	5.25	17.7
WIDTH (m)	8	-	8.3	-	6.9	7.6	-	5.65	5.65	3.5	-	3.5	3.5	9
HEIGHT (m)	6.05	-	6.05	-	6.05	4.17	-			3.85	-	3.85	3.85	3.9
	Yes	-	Yes	-	Yes	Yes	-	Yes	Yes	Yes	-	Yes	Yes	Yes
	Yes	-	Yes	-	No	Yes	-	Yes	Yes	Yes	-	Yes	No	Yes
	Yes	-	Yes	-	Yes	Yes	-	Yes	No	Yes	-	Yes	Yes	Yes
VENUE CAPACITIES														
SEATED BANQUET	80	170	34	60	18	60	100	-	-	36	54	24	14	-
SEATED 6' ROUNDS	80	120	30	60	20	60	70	-	-	-	-	-	-	-
SEATED E SHAPE	-	-	-	60	-	60	-	-	-	-	-	-	-	-
STANDING RECEPTION	200	-	100	-	60	100	-	200	60	80	-	45	25	150
THEATRE NO CATERING	170	-	60	-	-	84	-	100	36	70	-	40	-	150
THEATRE CATERING	80	-	36	-	-	56	-	100	24	40	-	25	-	150
VENUE RATES (£) AND TIMES														
FULL DAY 9:00am - 5:00pm	10,000	-	6,000	-	3,000	6,000	-	8,000	3,000	2,400	-	1,600	800	4,000 8:30am-4:00pm
HALF DAY up to 4 hrs	5,000	5,000	3,000	3,000	1,500	3,000	3,000	4,000	1,500	1,200	1,500	800	400	2,000 up to 4:00pm
EVENING 4 hrs from 6:00pm	5,000	5,000	3,000	3,000	1,500	3,000	3,000	4,000	1,500	1,200	1,500	800	400	2,000 5:00pm-9:00pm
UK REGISTERED CHARITY RATES (£) AND TIMES														
FULL DAY 9:00am - 5:00pm	6,000	-	3,600	-	1,800	3,600	-	4,800	1,800	1,440	-	960	480	2,400 8:30am-4:00pm
HALF DAY 4hrs up to 5:00pm	3,000	3,000	1,800	1,800	900	1,800	1,800	2,400	900	720	900	480	240	1,200 up to 4:00pm
EVENING 4 hrs from 6:00pm	3,000	3,000	1,800	1,800	900	1,800	1,800	2,400	900	720	900	480	240	1,200 5:00pm-9:00pm

Venue rates are listed inclusive of VAT at the standard rate. Additional minimum catering spends apply in all venues. Supplementary labour charges payable after 3:00pm on a Friday and all day Saturday. Contact us for further details.